

2 KAPAKLI DOLAP KURULUMU TWO DOOR CABINET INSTALLATION GUIDE



Montaj video'sunu izlemek için kare kodu telefonunuzda okutun.
To watch installation video, please scan QR Code on your phone.

Adım adım 2 Kapaklı Dolap kurulumu

Bu şema ile Milvaki 2 Kapaklı Dolap'ı rahatça kurabilir, kurulumda ihtiyacınız olacak tüm aksesuarları ve ekipmanları bulabilirsiniz.

2 Kapaklı Dolap kurulumunu tek başınıza yapabilirsiniz ancak arkadaşınızdan yardım almanızı öneririz.

2 Kapaklı Dolap kurulumu ortalama 30-35 dk. sürer.

Kurulumu başlamadan önce şemayı dikkatlice inceleyiniz.

Bakım: Hafif bir temizleyici ile nemlendirilmiş bir bezle silerek temizleyin.

The step-by-step guide to installing your new Two Door Cabinet

You can install Milvaki Two Door Cabinet with this scheme easily. You can find accessories and the equipment list, too.

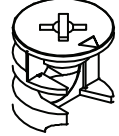
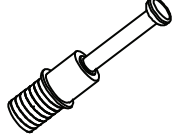

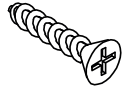
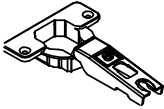
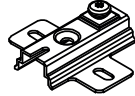
You can install the Two Door Cabinet by yourself, however we recommend that you get help from your friend.

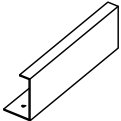


Two Door Cabinet installation takes an average of 30-35 mins.

Before starting to installation, please read the scheme carefully.

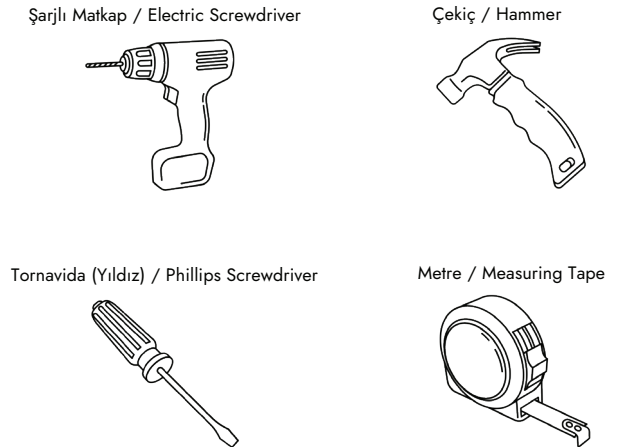
Care: Wipe clean with a cloth dampened in a mild cleaner.

AKSESUARLAR / ACCESSORIES

MİNİFIX GÖVDE / MINIFIX BODY ADET / PIECE : 12 	MİNİ FIX MİLİ / MINI FIX SHAFT ADET / PIECE : 12 
PLASTİK KAVELA / PLASTIC DOWL ADET / PIECE : 12 	3,5 x 16 SOMUN VİDASI / SCREW ADET / PIECE : 62 
DÜZ MENTEŞE / BUTT HINGE ADET / PIECE : 6 	MENTEŞE TABANI / HINGE BASE ADET / PIECE : 6 

KULP / HANDLE ADET / PIECE : 2 	RONDELA / WASHER ADET / PIECE : 16 	ASKILIK FLANŞI / HANGER FLANGE ADET / PIECE : 2 
--	--	---

GEREKLİ OLACAK EKİPMANLAR / THE TOOLS YOU'LL NEED



DİKKAT / CAUTION

